



ENERGY AND NATURAL RESOURCES

Is Energy Innovation Sustainable?

KPMG LLP

Is Energy Innovation Sustainable?

Moderator: Phil Smith, Partner, *KPMG LLP*

Peter Duprey

**Chief Executive Officer,
*ACCIONA Energy North America***

Andy Karsner

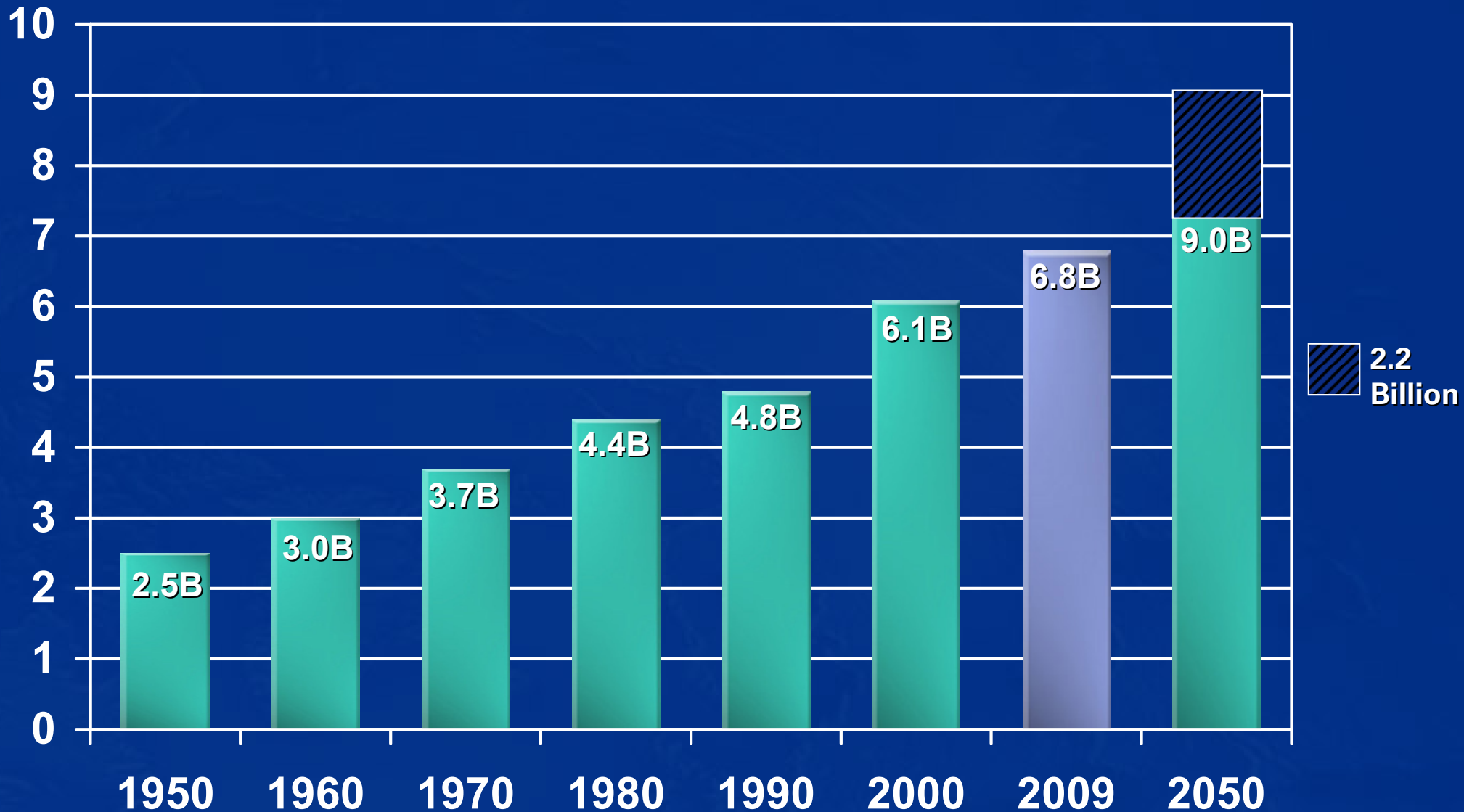
**U.S. Assistant Secretary of Energy, *Office
of Energy Efficiency and Renewable Energy
(2005-2008)***

Mauricio A. Vargas

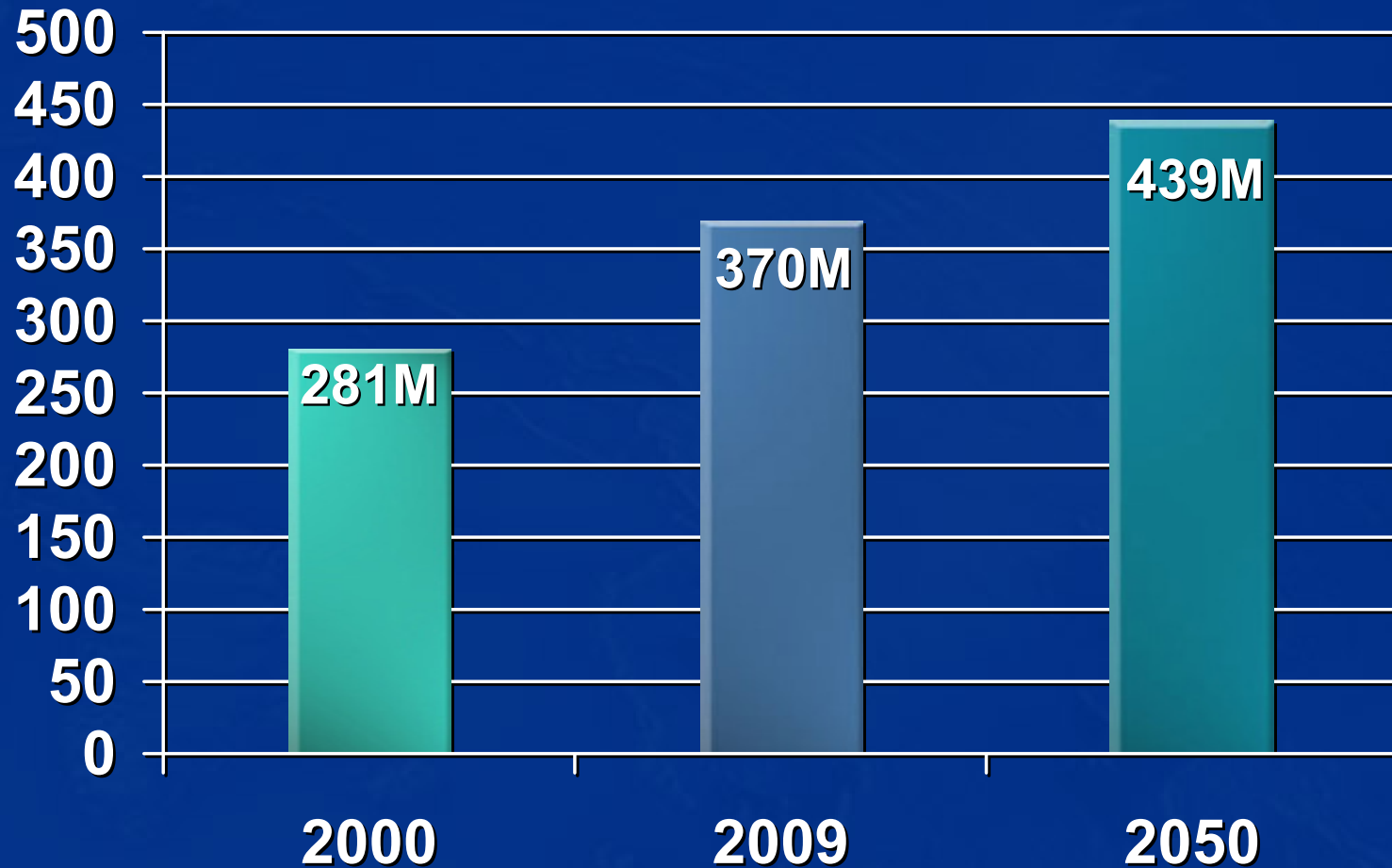
**Chief Executive Officer,
*Greenhouse Gas Services, LLC***



World Population 1950–2050



U.S. Population



Source: Census Bureau



2009 World Population (in Millions)

World	6,790
U.S.	370
Europe	492
China	1,338
India	1,166
Mexico	111
Indonesia	240
Chile	16

Source: Census Bureau



Electricity Consumption

2007 (In Trillion kWh)

	Total	% of Total
World	17.5	
U.S.	3.9	22.3%
Europe	2.9	16.6%
China	3.3	18.9%
India	0.5	2.9%
Mexico	0.2	1.1%
Indonesia	0.1	0.6%
Chile	0.05	0.3%

Source: Central Intelligence Agency

Oil Consumption

2007 (BB/day)

	Total	% of Total
World	85.2	
U.S.	20.7	24.3%
Europe	14.4	16.9%
China	7.9	9.3%
India	2.7	3.2%
Mexico	2.1	2.5%
Indonesia	1.6	1.9%
Chile	0.3	0.4%

Source: Central Intelligence Agency

Roadways (in Millions of km)

World	68.9
U.S.	6.5
Europe	5.5
China	1.6
India	3.3
Mexico	4.0
Indonesia	0.4
Chile	0.1

Source: Central Intelligence Agency

Cell Phones (in Millions)

World	2,220
U.S.	255
Europe	466
China	547
India	363
Mexico	68
Indonesia	81
Chile	14

Source: Central Intelligence Agency

Market Penetration/Consumption (per 1000)

	Electricity Consumption kWh	Oil Consumption BB/day	Roadways km	Cell Phones
World	2,577,000	12	10	327
U.S.	10,540,000	57	17	688
Europe	5,894,000	29	11	947
China	2,466,000	6	1	409
India	429,000	2	3	311
Mexico	1,802,000	19	36	613
Indonesia	417,000	7	2	338
Chile	3,125,000	19	6	875

Source: Central Intelligence Agency

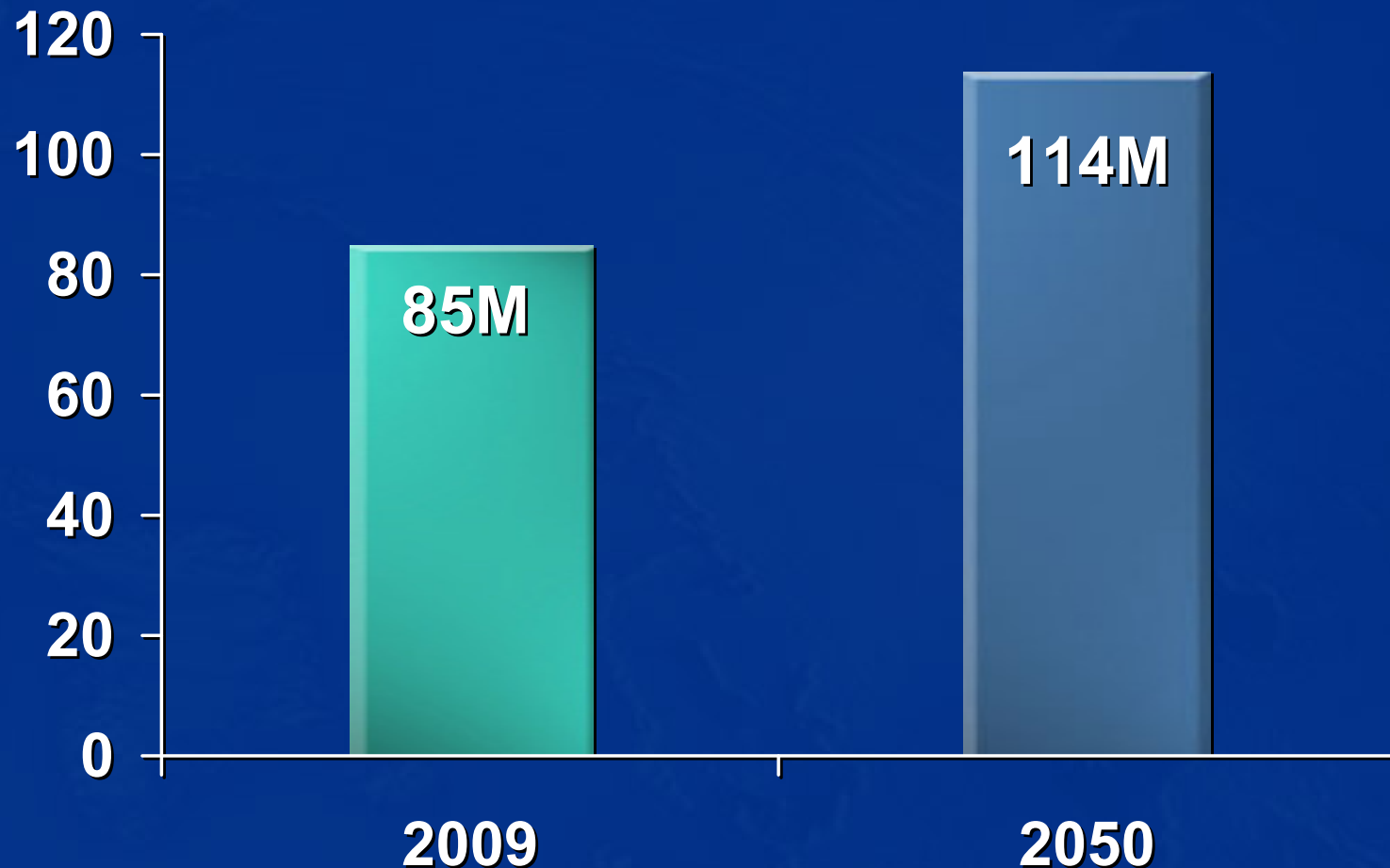


Market Penetration of Automobiles (per 1000)

U.S.	765
China	20
India	10

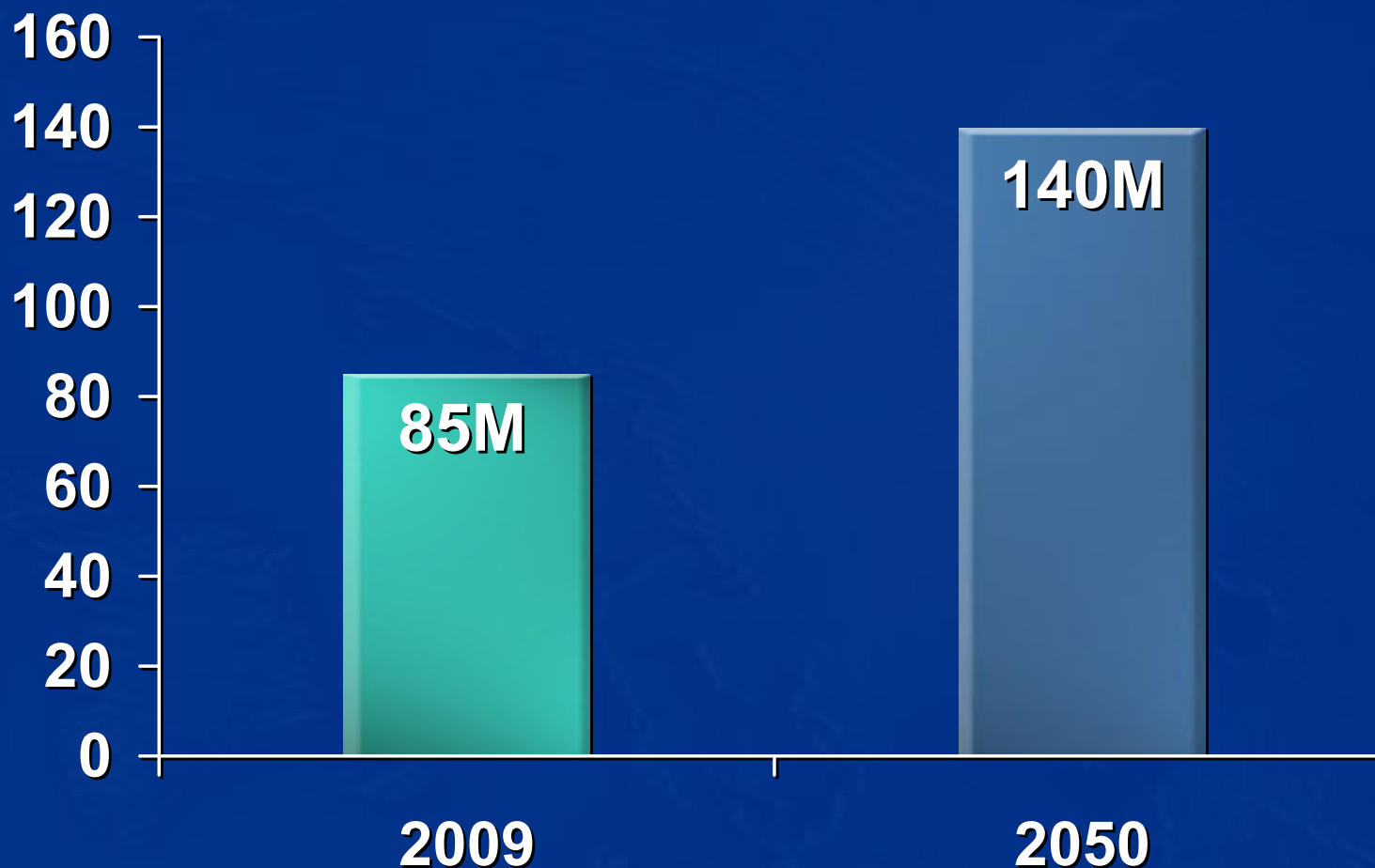
Source: Central Intelligence Agency

If Worldwide Per Capita Consumption Remains Constant, What Will Be The Global Demand For Oil By 2050?



Source: Central Intelligence Agency

If China and India's oil consumption simply increases to the global average, what would worldwide oil consumption be in 2050?



Source: Central Intelligence Agency

Question

- ◆ How many “Nano’s”, Tata Motors newly released car model, sold in India in its first two weeks?
- a) 2,500
- b) 5,500
- c) 20,000
- d) 40,000

Source: Bloomberg

Answer

a) 2,500

b) 5,500

c) 20,000

d) 40,000

e) 203,000

Source: Bloomberg





Presenter's contact details

Phil Smith

Audit Partner

KPMG LLP

713-319-3429

prsmith@kpmg.com

www.kpmg.com

The information contained herein is of a general nature and is not intended to address the circumstances of any particular individual or entity. Although we endeavor to provide accurate and timely information, there can be no guarantee that such information is accurate as of the date it is received or that it will continue to be accurate in the future. No one should act on such information without appropriate professional advice after a thorough examination of the particular situation. KPMG and the KPMG logo are registered trademarks of KPMG International, a Swiss cooperative.

©2009 KPMG International is a Swiss cooperative. Member firms of the KPMG network of independent firms are affiliated with KPMG International. KPMG International provides no client services. No member firm has any authority to obligate or bind KPMG International or any other member firm vis-à-vis third parties, nor does KPMG International have any such authority to obligate or bind any member firm. All rights reserved.